

# HR SERIES


Hammond **ROTO FINISH**

## VIBRATORY FINISHING MACHINES

The workhorse of the Spiratron® family of vibratory finishing machines, the **HR Series** has evolved since its original patent notoriety of being the first round bowl internal separation machine. The HR is a heavy duty machine that can be customized with a wide variety of standard and special options that gives the customer a full range of processing possibilities – from minimal human involvement to a fully automatic system for a hands off operation.





HR-29 SPT



HR-23 Dryer

### FEATURES

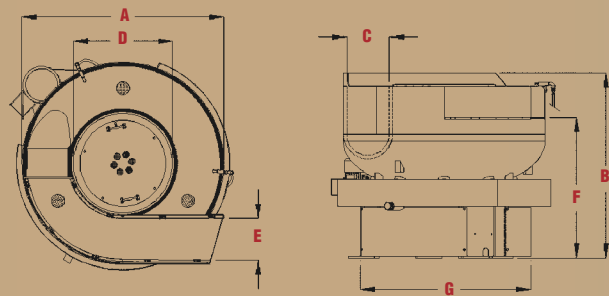
- **Heavy duty Welded Steel Construction**  
*Main building component of the bowl is a certified pressure vessel tank head.*
- **Cast Polyurethane Liner**  
*Polyurethane liner is cast, not sprayed on. This improves media rebound and provides more wear depth. 50% additional lining in high wear areas.*
- **“U” Shaped Straight or Curved Wall Processing Bowl**
- **Full 90° Wrap-Around Separation Screen**
- **Premium Efficiency, Ball Bearing, Cast Iron Motor**  
*TEFC, 1800 RPM, 230/460V*
- **Water-Driven Compound System**





# HR SERIES with Internal Separation

## Specifications



MODEL	Total Capacity L (cu.ft.)	Max Working Capacity L (cu.ft.)	<b>A</b> Overall Diameter mm (in.)	<b>B</b> Overall Height mm (in.)	<b>C</b> Process Channel Width mm (in.)	<b>D</b> Center Column Diameter mm (in.)	<b>E</b> Screen Deck Width mm (in.)	<b>F</b> Screen Deck Height mm (in.)	<b>G</b> Base Diameter mm (in.)	Drain Sizes mm (in.) / # of Drains	Motor Horse Power kw (HP)	460 Volts Amp Load	230 Volts Amp Load	Aprox Shipping Weight kg (lbs.)
HR-3 SL CL	165 (5.5)	75 (2.5)	1066 (42)	1092 (43)	190 (7.5)	660 (26)	152 (6)	939 (37)	1041 (41)	101.6 (4) / 1	2.2 (3)	7.8	12.6	997.9 (2,200)
HR-5 SL CL	300 (10.71)	150 (5)	1236 (48.7)	1181 (46.5)	259 (10.2)	660 (26)	203 (8)	873 (39)	1193 (47)	101.6 (4) / 3	2.2 (3)	7.8	12.6	1360.8 (3,000)
HR-11 SL CL	601 (20.4)	300 (10)	1555 (61.25)	1320 (52)	317 (12.5)	850 (33.5)	279 (11)	1066 (42)	1448 (57)	101.6 (4) / 3	5.6 (7.5)	14	25	2267.9 (5,000)
HR-17 SPT	990 (33.1)	381 (15)	1178 (70)	1346 (53)	381 (15)	965 (38)	330 (13)	1016 (40)	1702 (67)	101.6 (4) / 3	7.5 (10)	17	31	2494.7 (5,500)
HR-17 CPT	990 (33.1)	340 (12)	1178 (70)	1346 (53)	381 (15)	965 (38)	330 (13)	1016 (40)	1702 (67)	101.6 (4) / 3	7.5 (10)	17	31	2492.7 (5,500)
HR-23 SPT CPT	1500 (50.3)	540 (18)	1930 (76)	1346 (53)	457 (18)	965 (38)	381 (15)	1066 (42)	1702 (67)	101.6 (4) / 3	7.5 (10)	17	31	2812.2 (6,200)
HR-29 SPT CPT	1699 (60.0)	780 (26)	2032 (80)	1619 (63.75)	508 (20)	965 (38)	432 (20)	1245 (49)	1676 (66)	101.6 (4) / 3	7.5 (10)	17	31	2993.7 (6,600)
HR-60 SPT	4560 (152)	1530 (51)	2743 (108)	2032 (80)	558 (22)	1549 (61)	482 (19)	1473 (58)	2642 (104)	101.6 (4) / 3	22.3 (30)	43	83	5443.1 (12,000)
HR-100 SPT	6720 (224)	2460 (82)	3048 (120)	2184 (86)	685 (27)	1549 (61)	609 (24)	1575 (62)	2642 (104)	101.6 (4) / 3	22.3 (30)	43	83	9298.6 (20,500)

### Abbreviation Key

- SL** - Straight Wall, Lever
- CL** - Curved Wall, Lever
- SLT** - Straight Wall, Timer
- CLT** - Curved Wall, Timer
- SPT** - Straight Wall, Pneumatic Gate, Timer
- CPT** - Curved Wall, Pneumatic Gate, Timer

### HR-3 SL/CL

- On/Off Switch
- Water Driven Compound System
- Manual Lever Gate
- Grease Drive System
- Internal Stainless Wrap Screen

### HR-5 SLT/CLT

- Semi Automatic Control Panel
- Water Driven Compound System
- Digital Process Timer
- Manual Lever Gate
- Grease Drive System
- Internal Stainless Wrap Screen

### HR-11 SPT/CPT (& Larger)

- Semi Automatic Control Panel
- Water Driven Compound System
- Digital Process Timer
- Pneumatic Gate
- Recirculating Oil Lube Drive System
- Internal Stainless Wrap Screen

The HR-100 SPT  
(7'-2" tall)

